

The Mariner's Survival Guide

Navigating the Storms of Neurodivergent Meltdowns

A tactical crisis protocol and paradigm shift for exhausted co-parents.



Reframing the Storm

The Old Map



Here Be Monsters: Viewing outbursts as 'defiance' or 'bad behavior' sinks the ship. It triggers parental fight/flight, causes co-parents to blame each other, and punishes an involuntary nervous system response.

The True Map



Here Be Neurology: The behavior is a biological SOS. When we view the squall as a physiological event rather than a personal attack, empathy replaces anger. You become the lighthouse, not the prosecutor.

Behavior is communication. They aren't giving you a hard time; they are having a hard time.

Identifying the Storm: Tantrum vs. Meltdown



The Thunderstorm (Tantrum)

The Kraken (Meltdown)

Driver: Goal-driven negotiation.

Driver: Biological nervous system overload.

Brain State: Partially online; checking to see if you are watching.

Brain State: Amygdala hijack; thinking brain is offline. Oblivious to audience.

Resolution: Ends when the goal is met or abandoned.

Resolution: Requires gradual chemical recovery. Cannot be rushed.

Parent Strategy: Hold the boundary, ignore the volume.

Parent Strategy: Safety, silence, space. (The Kraken Protocol).



The 'Flip': Why Logic Fails in a Meltdown

During a sensory or emotional trigger, the brain's threat detector (The Panic Kraken) floods the body with adrenaline.

The Prefrontal Cortex (The Wise Captain) is thrown offline.



You cannot reason with the Kraken.
"Using your words" is impossible
when the Captain is overboard.
Survival is the only priority.



The Four Winds: What Drives the Overload?

North: Sensory Hurricane (ASD)

The brain fails to filter data. The “Coke Bottle Effect” explodes from too much sensory input.

Reaction: Flight, freeze, self-injury.



South: Impulse Storm (ADHD)

A race-car engine with bicycle brakes. A sudden reward dip or frustration causes instantaneous emotional surge.

Reaction: Explosive rage arguing, dissipates fast.



East: Autonomy Panic (PDA)

A demand registers as a mortal threat to control. The meltdown is actually a panic attack disguised as refusal.

Reaction: Socially shocking behavior to derail demands.



West: Defensive Wall (ODD)

A need to regain control in a chaotic world. Conflict becomes a familiar, protective defense mechanism.

Reaction: Interpersonal arguing, vindictiveness.



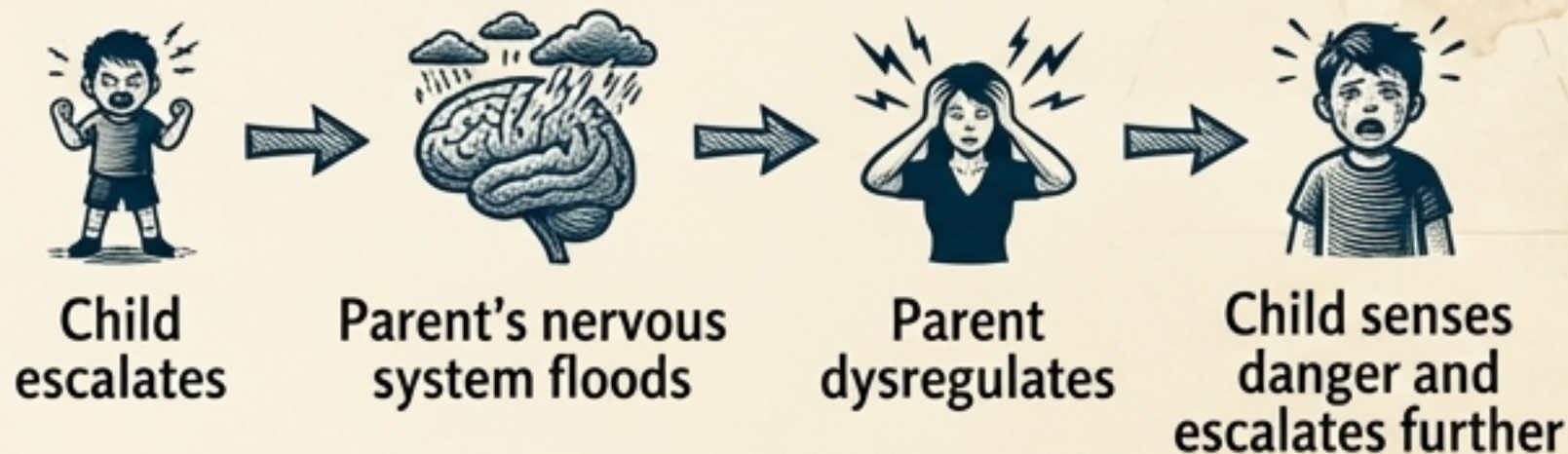
The Double Vulnerability: Mirror Meltdowns



The Biology

Co-regulation is a two-way transmission. If you are autistic or ADHD, your child's screaming isn't just loud—it triggers your own mirror neurons and sensory pain.

The Feedback Loop



The ND Parent Oxygen Mask

- Put on noise-canceling headphones before intervening. (This is medical necessity, not neglect).
- Take 60 seconds outside the door to physiological sigh.
- Self-Talk: "I cannot anchor the ship if I am washing overboard."



MELTDOWN CRISIS PROTOCOL: THE KRAKEN

3-Second Scan

- 1. SAFETY:** Move to safe space, remove breakables/hazards, lower your body.
- 2. STOP TALKING:** No logic, no reasoning, no directing. Language is gasoline.
- 3. GIVE SPACE:** 3-metre buffer. Stay visible but do not hover or force eye contact.

DO:

Stay calm, stay close, stay quiet. Co-regulate with your own slow breathing. Drop all demands immediately (especially for PDA).

DON'T:

Reason, lecture, threaten consequences ('no iPad'), take words personally, or restrain (unless imminent safety demands it).

Tactical De-Escalation by Wind



Sensory (ASD) - REDUCE

Turn off lights. Move to a small, quiet space. One parent only (two parents talking doubles the sensory load). Offer deep pressure if requested.



Impulse (ADHD) - REDIRECT & PROTECT

Remove dangerous objects. Use short, concrete directives ("Hands down"). Offer heavy-work movement (push the wall) to discharge energy.



Autonomy (PDA) - THE DROP

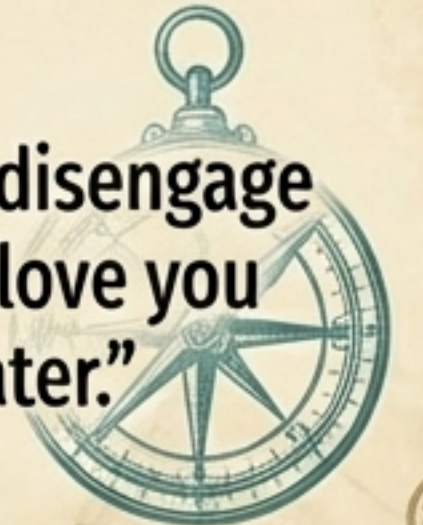


Drop the demand immediately to end the panic attack. Look away, sit down. Use declarative language: "The shoes are here if you need them."



Relational (ODD) - DISENGAGE

State the boundary once, calmly, then disengage verbally. Starve the fire of oxygen. "I love you too much to argue. We can talk later."



Scripts for the Storm

To The Child

(During the Meltdown)

“I see your body is struggling right now. You are safe. I am going to sit here with you.”

(Then be completely silent. Wait.)



To The Co-Parent

(Text After Crisis)

“Major meltdown at 4pm—lasted 20 mins. Trigger was [X]. Used co-regulation. Child exhausted. FYI for handoff tomorrow—they may need extra gentleness.”



The Beacon Shoal

(Public Bystanders)

“They are having a hard time, not giving me a hard time. We’re okay, thank you.”


(Brief, polite, then ignore the audience. Protect their dignity. Do not apologize to strangers.)



The Anchor: Co-Parenting “Tap-Out” System



Parental dysregulation is gasoline on a child’s fire.
Tapping out is not a failure; it is **responsible co-regulation**.



Step 1: The Signal



Agree on a non-verbal gesture (a “T” with hands) or a neutral code word (“Pineapple”).

Step 2: The Hand-Off

If Parent A is losing their cool (tensing, raising voice), Parent B signals. Parent A must step away instantly without arguing.

Step 3: The Solo Variation

If parenting alone, ensure the child is in a hazard-free space, say “I am taking a minute to calm my body,” and step outside the door for 60 seconds.



Post-Storm Repair (Connect First, Correct Later)

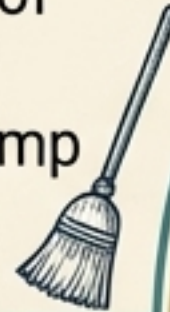
Phase 1: The Recovery Window

Phase 1: The Recovery Window
(Wait 20 mins - Hours) The brain chemistry needs time to reset. The child may be lethargic or tearful. Do not demand an immediate apology. Offer a crunchy snack and quiet connection.



Phase 2: Restorative Practices

Phase 2: Restorative Practices
(Not Punishment) Punishing a nervous-system overload raises baseline anxiety and guarantees future meltdowns. Instead of grounding: Restitution.
"Let's clean up the broken lamp together."




Phase 3: Actionable Apologies

Phase 3: Actionable Apologies
Verbal apologies can cause intense shame for ND kids. Offer "apologies of action" (drawing a card, sharing a toy).




The Co-Parenting Debrief & The RSD Trap



The Scientific Mindset

You are researchers analyzing a phenomenon, not lawyers building a case.

Bad: “You let her stay up too late, and that’s why she melted down.”



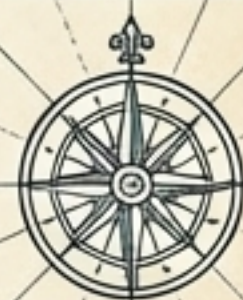
Good: “She seemed tired today, shortening her fuse. Let’s compare notes.”

The RSD Warning for ADHD Parents

- ✦ **Rejection Sensitive Dysphoria (RSD)** turns neutral feedback (“Meltdown at 3pm”) into unbearable physical pain and perceived criticism.
- ✦ **Protocol:** Pause 60 minutes before replying to co-parent texts. Pre-write neutral template responses. Remind yourself: “One hard day doesn’t define my parenting.”



The Meltdown Decoder: Data Over Drama



The Captain's Log: Track 10 meltdowns to find the pattern.

Time: (e.g., 3:30pm = after-school restraint collapse).

Trigger: (e.g., transitions, specific sensory environments).

Demand Type: (e.g., direct commands vs. collaborative language).

The Coke Bottle Effect: Does your child melt down at one house but act 'perfect' at the other? They are masking (shaking up the bottle) at the stricter house, and exploding when they reach the 'safe' parent. Meltdowns here are a sign of attachment, not bad parenting.

The Fix

Attack the pattern, not the child. Add a 30-minute 'no-demand buffer zone' after school or during house hand-offs.



The Lighthouse Keeper

You may not be able to stop every squall or calm the seas. But you can keep the light burning.

- By understanding the neurology of the storm, you stop taking the wind personally.
- By maintaining the Kraken Protocol, you provide the safety that ensures the voyage continues.
- By acting as a unified team, you teach your child they are loved, even in their wildest weather.

‘You are the beacon. Hold steady, breathe deep, and weather the gale together.’

